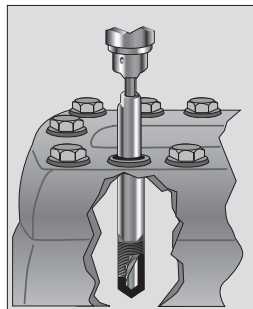


Screw Extractors

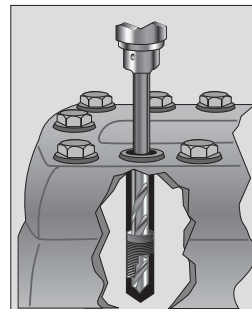


Catalog No.	Model No.	Screw Diameter		Use Drill		Flute Diameter		Length Overall		Weight		Max. Depth		Std. Pack
		in.	mm	in.	mm	in.	mm	in.	mm	oz.	g	in.	mm	
35535	1	1/4	6	1/8	3	0.139	3.5	2 5/16	59	1/2	14	1	25	6
35540	2	5/16	8	3/16	5	0.205	5.2	2 3/4	70	1	28	1	25	6
35545	3	3/8	10	1/4	6	0.272	6.9	3 1/16	78	1 1/4	35	1	25	6
35550	4	7/16	11	5/16	8	0.338	8.6	3 5/16	84	1 3/4	50	1	25	6
35555	5	1/2 - 9/16	13 - 14	11/32	9	0.374	9.5	3 3/4	95	2 1/4	64	1	25	6
35560	6	5/8	16	7/16	11	0.471	12	4 1/8	105	3	85	2	51	6
35565	7	3/4	19	1/2	13	0.538	13.7	4 1/2	114	4	113	2	51	6
35570	8	7/8 - 1	22 - 25	5/8	16	0.665	16.9	4 3/4	121	6 1/2	184	3	76	6

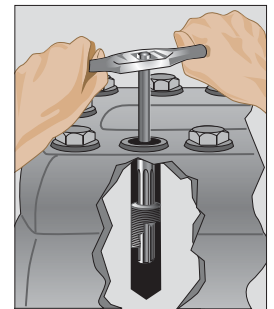
Catalog No.	Description	Weight		Std. Pack
		oz.	g	
35575	Includes Nos. 3, 4 and 5			
35580	Includes Nos. 1, 2, 3, 4 and 5	8	227	1



FIRST – Drill a small hole clear through the broken end using a snug fitting RIDGID Drill Guide for precision centering. This centering hole is for the larger drill to follow.



SECOND – Remove Drill Guide. Drill out the small center hole to larger diameter for receiving the "longrip" Extractor.



THIRD – Drive the "longrip" Extractor into the thin hollow shell and turn it out.



MODEL 10 SCREW EXTRACTOR SET

This set contains 20 precision tools – one each of Extractor Models 1 to 5 inclusive with turnnuts, drill Models 1 to 5 inclusive, and drill guides Models 921 to 1821 inclusive. Pre-formed plastic box provides convenient storage.

Catalog No.	Model No.	Description	Capacity		Weight		Std. Pack
			in.	mm	oz.	g	
35585	10	Screw Extractor Set	1/4 - 1/2	6 - 13	1 1/4	0.6	1

Accessories

Catalog No.	Model No.	Description	Weight		Std. Pack
			oz.	g	
35695	10	Box Only	1 1/4	0.6	1